



Thinkproject Live in London

Welcome!

19 November 2025





04

Building Intelligence: How Thinkproject's Lifecycle Platform Becomes the AI Platform for the Built Environment



Olivier Colinet

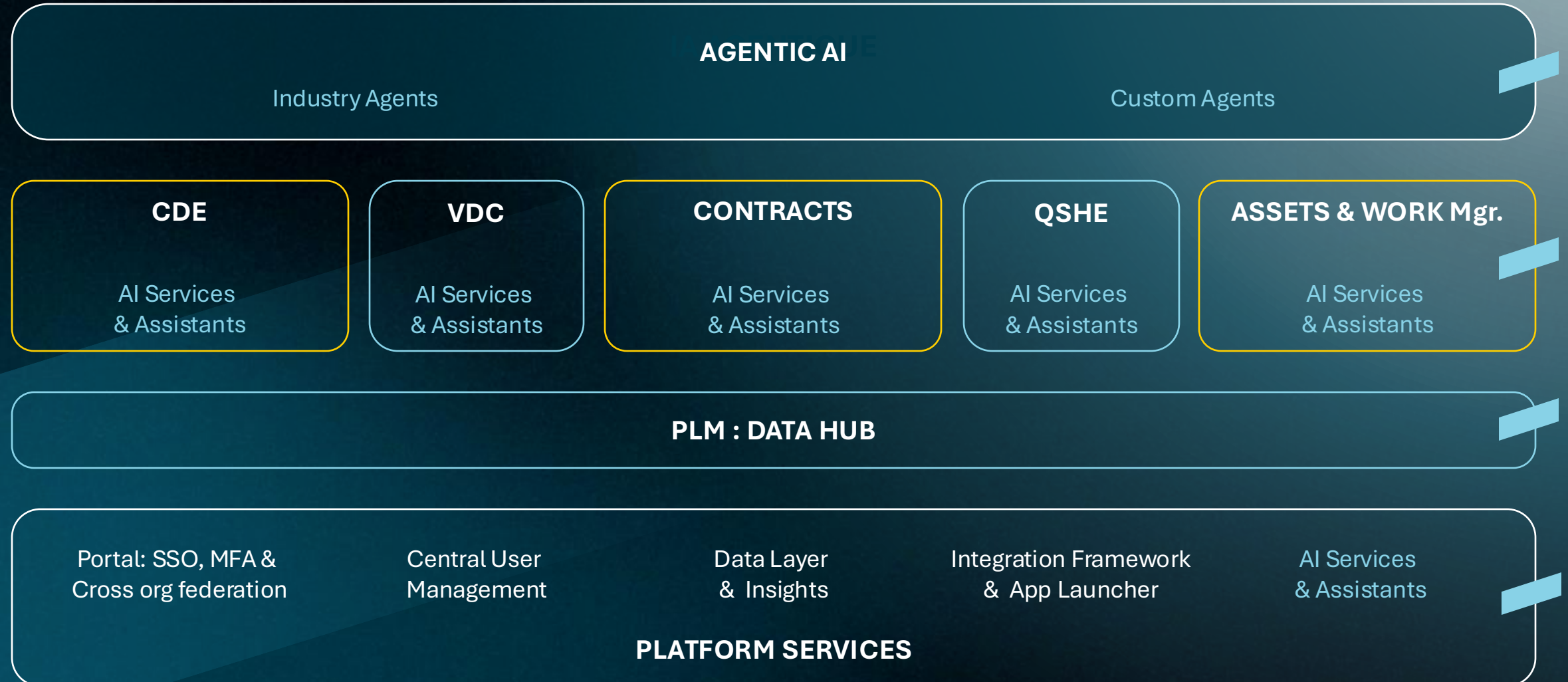
Chief Product & Technology Officer
Thinkproject



Richard Moyle

Chief Product Officer
Thinkproject

Thinkproject platform for the construction and operation of built assets



Thinkproject Built Asset Lifecycle Platform

Secure single point of
entry

The image shows a web application interface for 'thinkproject'. The main page is a login screen with the 'thinkproject' logo at the top left. Below the logo, the word 'Login' is displayed, followed by the instruction 'Enter your email address.' and a text input field labeled 'Email address *'. To the right of the input field is a red eye icon. Below the input field is a link that says 'Resend Welcome Email?'. At the bottom of the login form is a 'Next' button. Below the 'Next' button are links for 'Help' and 'EN' with a dropdown arrow. On the right side of the main page, there is a promotional banner for 'Thinkproject Live 2025' with the text 'Discover how a connected data ecosystem leads to smarter decisions and enables AI-powered innovation across the entire asset lifecycle.' and a yellow button that says 'Save your spot!'. Overlaid on the right side of the main page is a modal window for 'Two-Step Authentication'. The modal has a progress bar at the top with three steps: 'SCAN QR CODE' (completed), 'ENTER CODE' (current step), and 'BACKUP'. Below the progress bar, the text 'Two-Step Authentication' is followed by 'Enter 6-digit code'. Below this is the instruction 'Enter the 6-digit code from your Authenticator App. Click Continue once you are done.' and a row of six empty input boxes for the code. At the bottom of the modal are 'Cancel' and 'Continue' buttons.

thinkproject

Login

Enter your email address.

Email address *

Resend Welcome Email?

Next

Help EN

Thinkproject Live 2025

Discover how a connected data ecosystem leads to smarter decisions and enables AI-powered innovation across the entire asset lifecycle.

Save your spot!

Two-Step Authentication

Enter 6-digit code

Enter the 6-digit code from your Authenticator App. Click Continue once you are done.

Cancel Continue

Management of assets, projects and contracts

Navigate through interconnected areas

- Assets
- Projects
- Contracts

The screenshot displays the 'thinkproject' Admin Panel. The top navigation bar includes links for Home, Analytics, Action Centre, and Admin Panel, along with a search bar and user profile. The left sidebar contains icons for Home, Orgs, Users, Assets, Projects, Contracts, and Settings. The main content area is titled 'Contracts' and shows a list of 8 contracts. Each contract entry includes a checkbox, name, asset, organisation, phase, solutions, users, and status. A 'Manage Contracts' button is located in the top right corner of the main content area.

thinkproject Home Analytics Action Centre Admin Panel Find anything K ? Help 5 RM

Admin Panel / Contracts

Contracts

Manage Contracts

Contracts (8) Filters Newest List Search

Name	Asset	Organisation	Phase	Solutions	Users	Status
<input checked="" type="checkbox"/> Contract for Installation of Safety...	A38 Link Road	National Highways L...	Design	CDE +3	12 users	Active
<input checked="" type="checkbox"/> Road Roadside Protection Works...	A38 Link Road	National Highways L...	Design	CDE +3	52 users	Active
<input checked="" type="checkbox"/> Road Crash Barrier Installation Se...	A38 Link Road	National Highways L...	Design	CDE	102 users	Inactive
<input checked="" type="checkbox"/> Road Safety Asset Construction C...	A38 Link Road	National Highways L...	Design	VDC	11 users	Active
<input checked="" type="checkbox"/> Road Guardrail Installation and M...	A38 Link Road	National Highways L...	Design	Contracts	3 users	Active
<input checked="" type="checkbox"/> Road Barrier Upgrade and Replac...	A38 Link Road	National Highways L...	Design	Handover +4	7 users	Active
<input checked="" type="checkbox"/> Road Safety Infrastructure Works...	A38 Link Road	National Highways L...	Design	CDE +2	12 users	Active
<input checked="" type="checkbox"/> Road Safety Barrier Supply and In...	A38 Link Road	National Highways L...	Design	CDE +3	8 users	Active

Think AI

A platform of integrated applications that meet industry standards

A comprehensive suite for managing and exchanging data throughout the entire lifecycle

The screenshot displays the 'thinkproject' Admin Panel. The top navigation bar includes links for Home, Analytics, Action Centre, and Admin Panel, along with a search bar and user profile. A sidebar on the left lists 'Apps In Use' (Thinkproject Platform, CDE, Contracts, VDC Collaboration, Digital Asset Register, QSHE) and 'More Apps' (Asset & Work Manager, Handover, Analytics, VDC Manager). The main content area features a table with columns for email, Organisations, Assets, Solutions, Contracts, and Projects. The 'Handover' app is highlighted with a blue box.

email	Organisations	Assets	Solutions	Contracts	Projects
anna.brown@s...	Skyline C... +5	MetroBuilder Eng...	CDE +3	Urban Build Group	Roofline Co... +2
es.wilson@ur...	Urban Build Group	Urban Build Group	CDE	Rooflin... +3	Urban Build Group
ia.martinez@...	Roofline... +3	Skyline... +2	CDE	Skyline... +2	Skyline... +2
hia.williams@...	Skyline C... +14	Skyline... +1	CDE +3	MetroBuilder Eng...	MetroBuilder Eng...
ily.carter@fou...	MetroBuilder Engin...	Rooflin... +3	CDE +3	Skyline... +1	Skyline... +5
hael.smith@r...	Skyline C... +1	Skyline... +5	CDE +3	Skyline Co... +1	Urban Build Group
n.davis@highr...	Urban Build Group	Structu... +1	CDE +3	Structural... +1	Structu... +1
x.johnson@str...	Skyline C... +3	Skyline... +3	CDE	Urban Build Group	Skyline... +4
anna.brown@s...	Structur... +1	Skyline... +8	CDE +3	Skyline... +3	Skyline... +1
es.wilson@ur...	Skyline C... +4	MetroB... +5	CDE +3	Skyline... +4	Skyline... +3
ia.martinez@...	MetroBui... +5	Urban Build Group	CDE +3	MetroB... +5	MetroB... +5
hia.williams@...	Skyline C... +8	Skyline... +4	CDE +3	Skyline... +8	Skyline... +8
ily.carter@fou...	Skyline C... +10	Skyline... +10	CDE +3	Skyline... +10	Skyline... +10

Centralized and simplified user management

Create, manage and provision users centrally for all applications

thinkproject Home Analytics Action Centre Admin Panel Find anything K ? Help 5 RM

Admin Panel / Users

Users

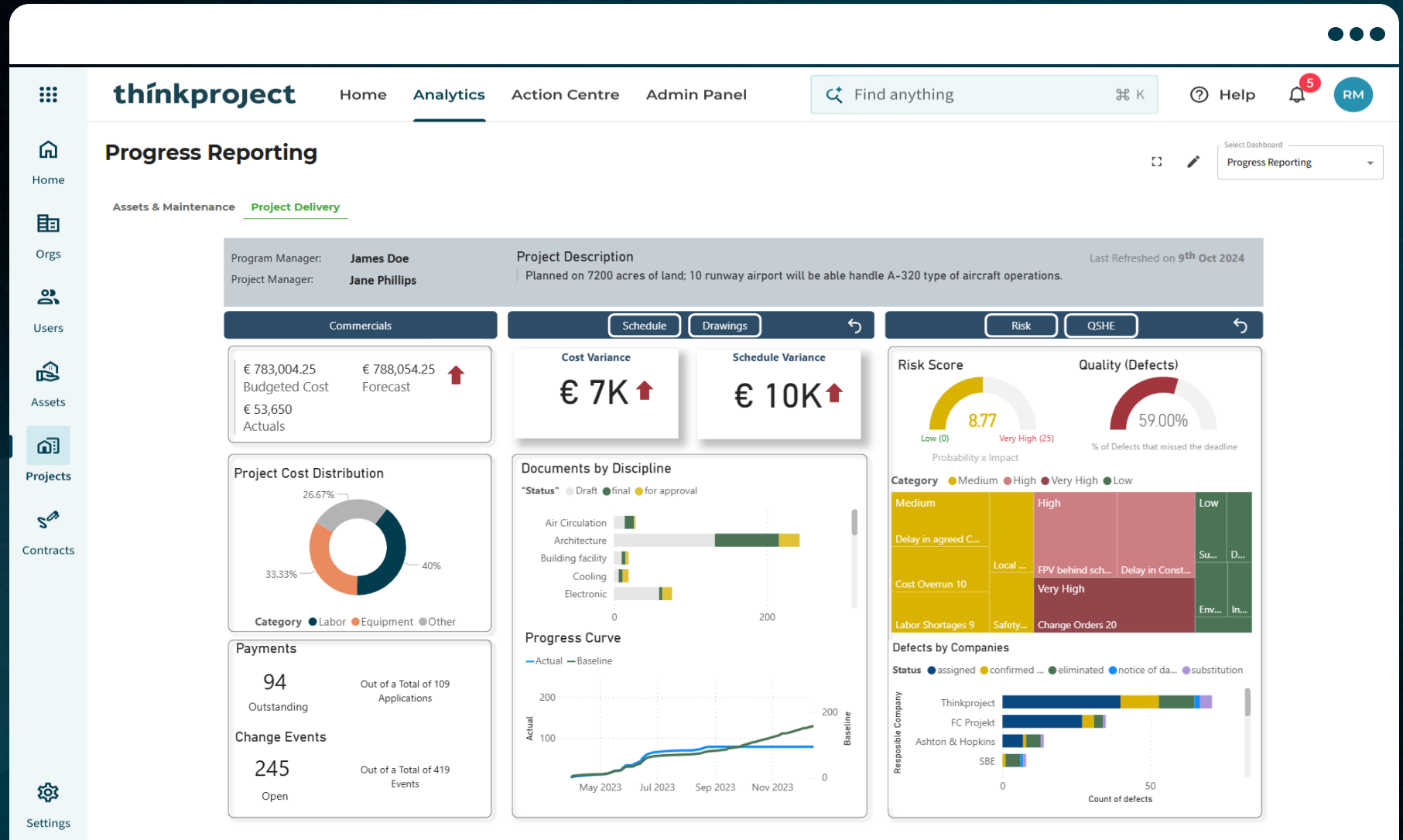
+ Add Users

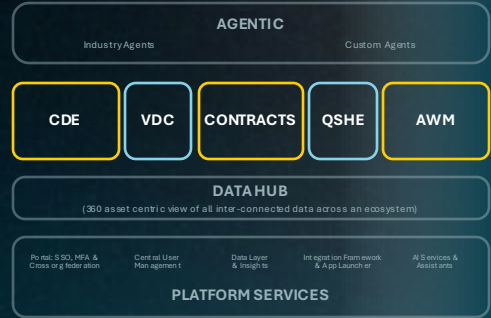
Users (125) Filters Sort by: Newest Search

<input type="checkbox"/>	Actions	Name	E-mail	Organisations	Assets	Solutions	Contracts	Projects
<input type="checkbox"/>	⋮	Joanna Brown	joanna.brown@s...	Skyline C... +5	MetroBuilder Eng...	CDE +3	Urban Build Group	Roofline Co... ▼
<input type="checkbox"/>	⋮	James Wilson	james.wilson@ur...	Urban Build Group	Urban Build Group	CDE	Rooflin... +3	Urban Build Group
<input type="checkbox"/>	⋮	Olivia Martinez	olivia.martinez@...	Roofline... +3	Skyline... +2	CDE	Skyline... +2	Skyline... +2
<input type="checkbox"/>	⋮	Sophia Williams	sophia.williams@...	Skyline C... +14	Skyline... +1	CDE +3	MetroBuilder Eng...	MetroBuilder Eng...
<input type="checkbox"/>	⋮	Emily Carter	emily.carter@fou...	MetroBuilder Engin...	Rooflin... +3	CDE +3	Skyline... +1	Skyline... +5
<input type="checkbox"/>	⋮	Michael Smith	michael.smith@r...	Skyline C... +1	Skyline... +5	CDE +3	Skyline Co... ▼	Urban Build Group
<input type="checkbox"/>	⋮	Liam Davis	liam.davis@highr...	Urban Build Group	Structu... +1	CDE +3	Structural... ▼	Structu... +1
<input type="checkbox"/>	⋮	Alex Johnson	alex.johnson@str...	Skyline C... +3	Skyline... +3	CDE	Urban Build Group	Skyline... +4
<input type="checkbox"/>	⋮	Joanna Brown	joanna.brown@s...	Structur... +1	Skyline... +8	CDE +3	Skyline... +3	Skyline... +1
<input type="checkbox"/>	⋮	James Wilson	james.wilson@ur...	Skyline C... +4	MetroB... +5	CDE +3	Skyline... +4	Skyline... +3
<input type="checkbox"/>	⋮	Olivia Martinez	olivia.martinez@...	MetroBui... +5	Urban Build Group	CDE +3	MetroB... +5	MetroB... +5
<input type="checkbox"/>	⋮	Sophia Williams	sophia.williams@...	Skyline C... +8	Skyline... +4	CDE +3	Skyline... +8	Skyline... +8

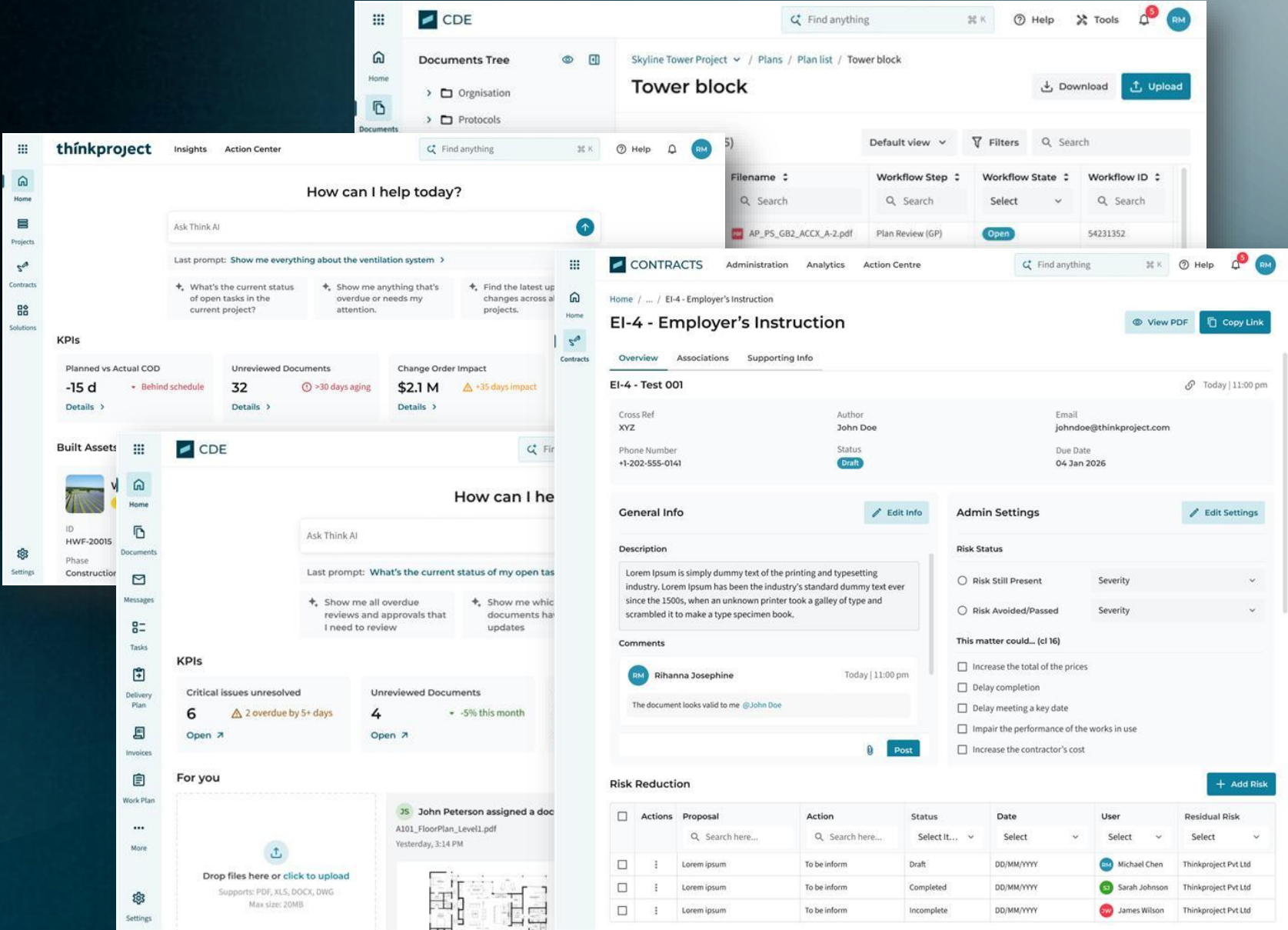
Centralised view for managing your portfolio

The central data layer provides a consolidated view and comprehensive analysis of all contracts, projects and assets.





New user interface
and user experience
across all
applications

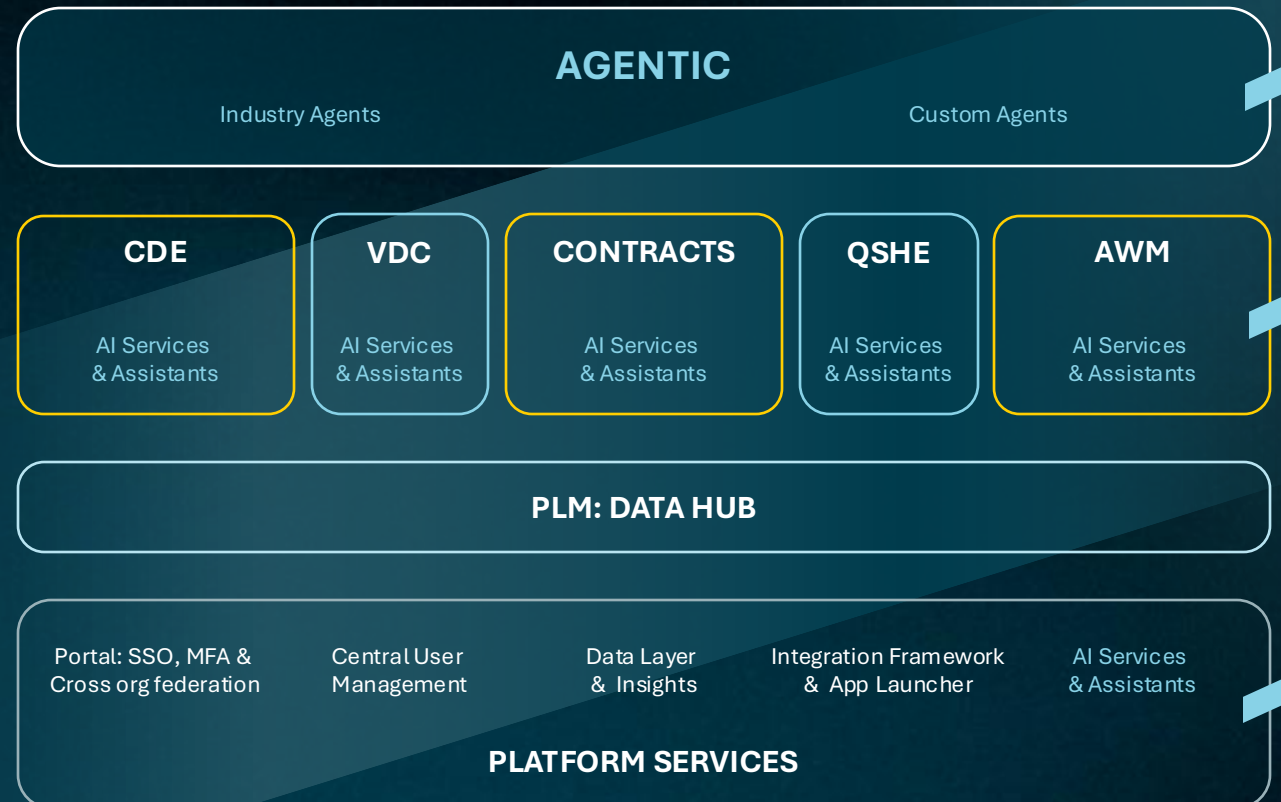


Thinkproject AI: New AI Capabilities within the platform

New: AI features on the platform layer, the application layer and an additional Agentic AI layer – available from end of Q4/2025

Thinkproject Platform

Built Asset Lifecycle Platform



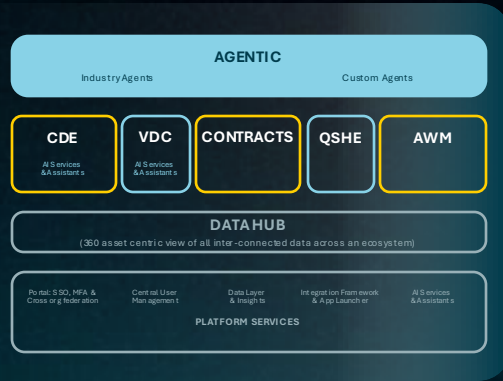
Thinkproject AI

3. Thinkproject AGENTIC

2. Thinkproject AI Services and Assistants for our applications on the platform

1. Thinkproject Platform-wide AI Services and Assistants

Thinkproject **AI** Governance



Controlled,
Compliant and
Consistent
AI Deployment



01

Legal & Compliance

EU AI Act considered



02

Data Residency

Hosted in regional instances and ringfenced

Customer data never leaves the region



03

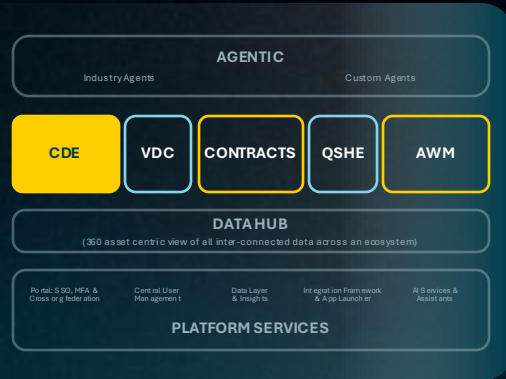
Security & Model Control

Single “Model Garden” via Vertex AI

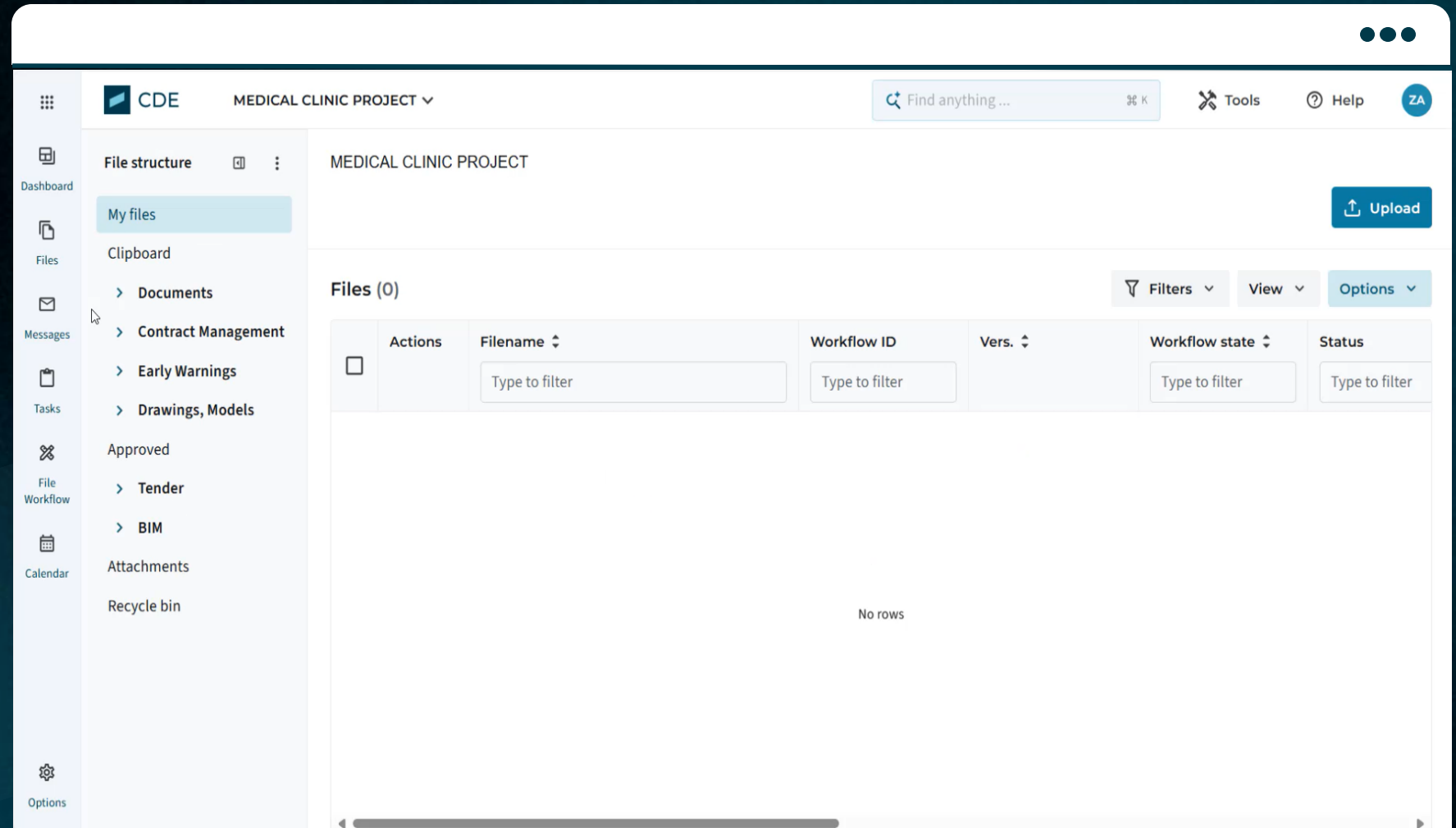
Key-restricted access for all engineers

End-to-end LLM control by Thinkproject

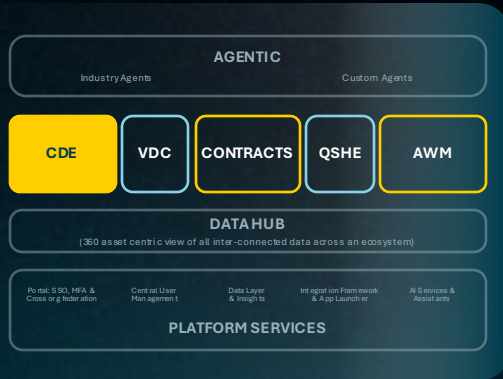
Modern, fast, powerful and easy to use CDE



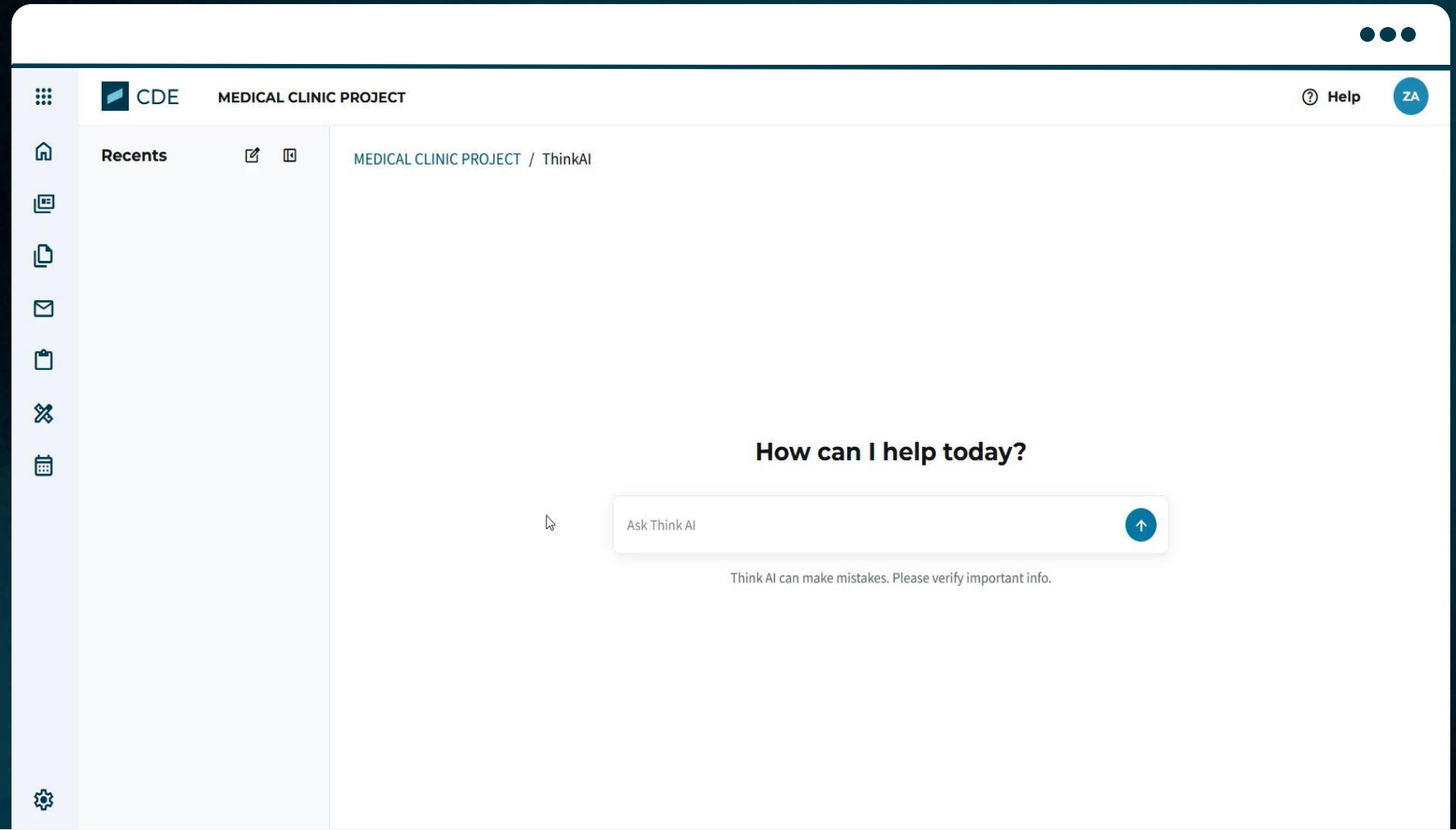
CDE gets a revamped user interface and simplified user experience



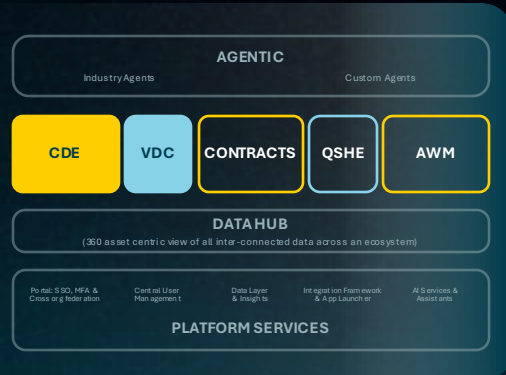
An intelligent AI assistant for managing your CDE data



Context aware AI-
powered search
within CDE



Secure and manage models in CDE, visualise and collaborate in VDC

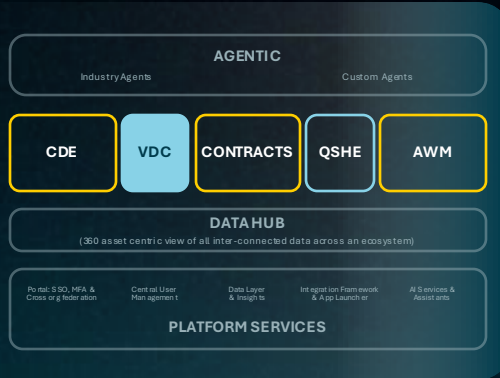


Ensure project teams are collaborating on the latest model revisions

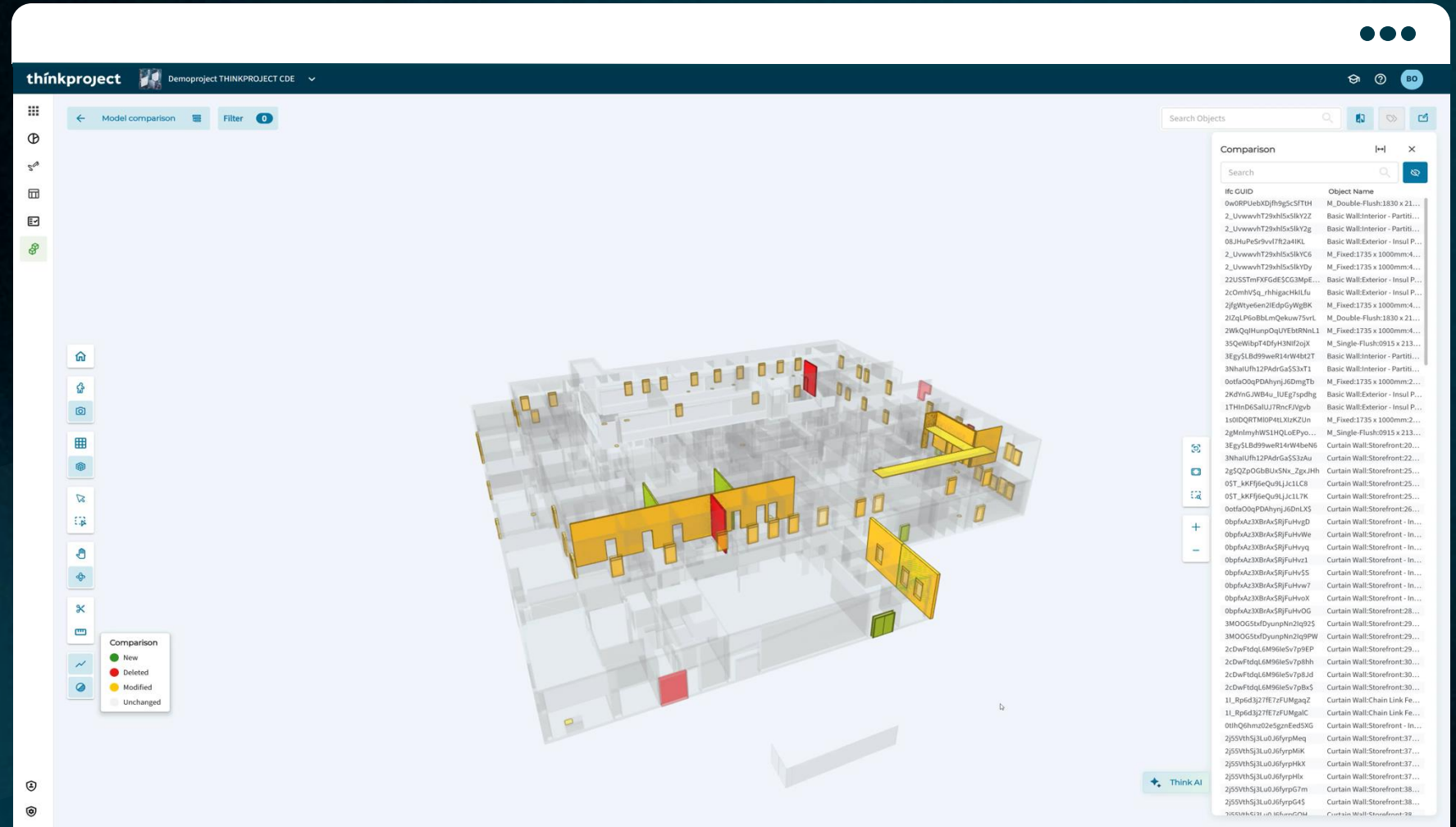
The screenshot shows the CDE interface for the 'MEDICAL CLINIC PROJECT'. The left sidebar contains a 'File structure' menu with categories like Architect, Civil, Client, Contractor, Electrical, Mechanical, and Structural. The 'BIM (4)' category is expanded, showing 'IFC - Road', 'IFC - Warehouse', 'IFC - Airport', and 'IFC - Building' (which is selected). The main area displays the 'IFC - Building' file structure. A search bar at the top right allows finding anything. Below the search bar, there are 'Filters', 'View', and 'Options' dropdowns. A table lists the files in the 'IFC - Building' directory:

Actions	Filename	Workflow ID	Vers.	Workflow state	Status
<input type="checkbox"/>	XXXX-Clinic_Architectural.ifc	Type to filter		Type to filter	Type to filter
<input type="checkbox"/>	XXXX-Clinic_Structural.ifc				
<input type="checkbox"/>	XXXX-Clinic_HVAC.ifc				

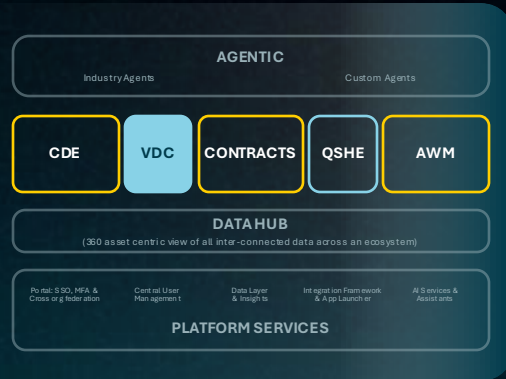
Run comparison checks between model revisions in VDC Collaboration



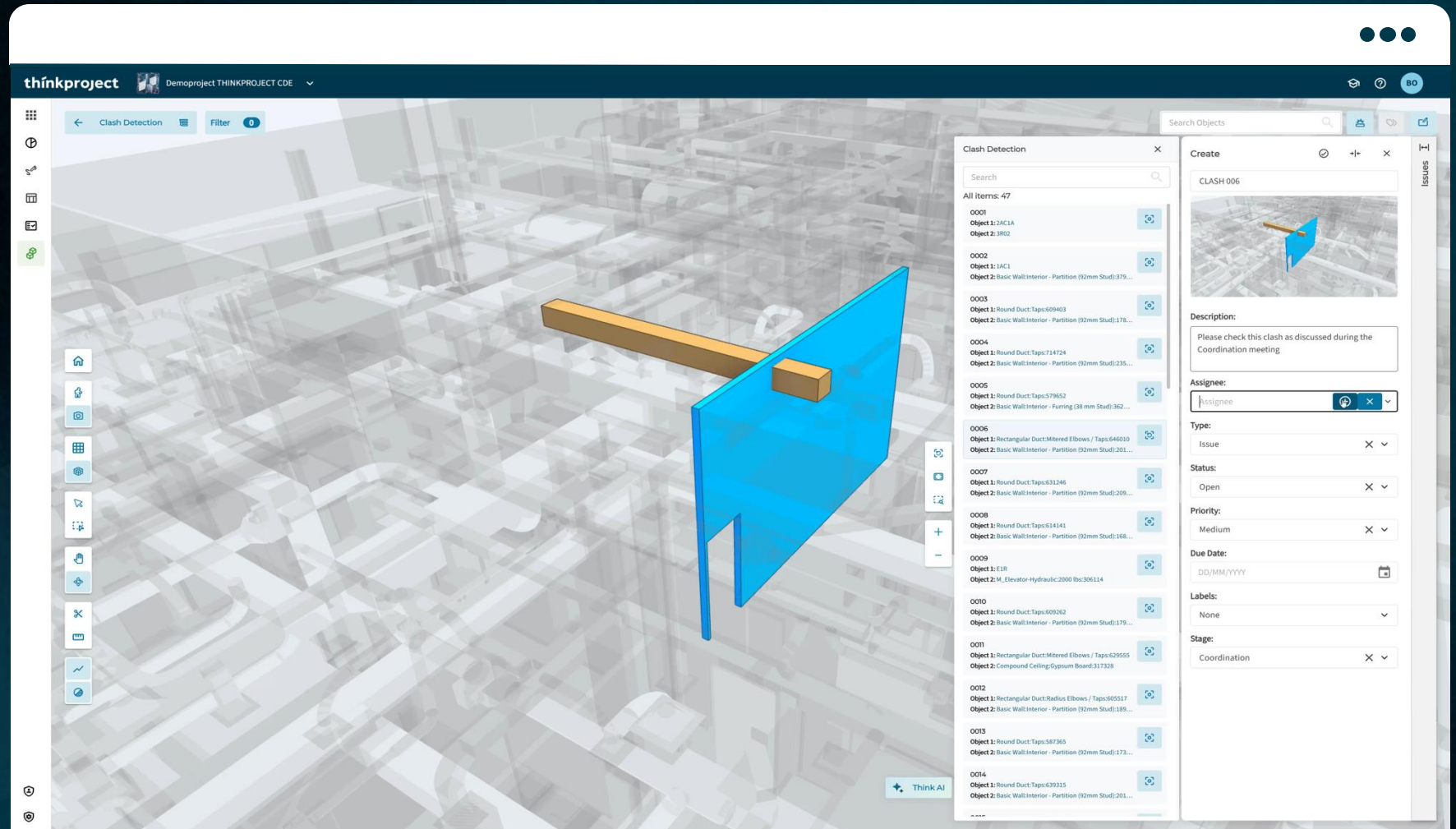
Identify potential scope changes instantly between model revisions



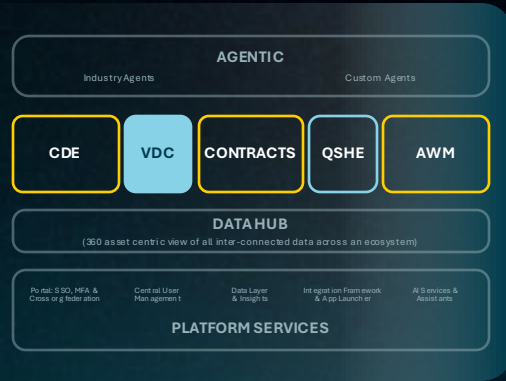
Perform clash detection directly in VDC Collaboration



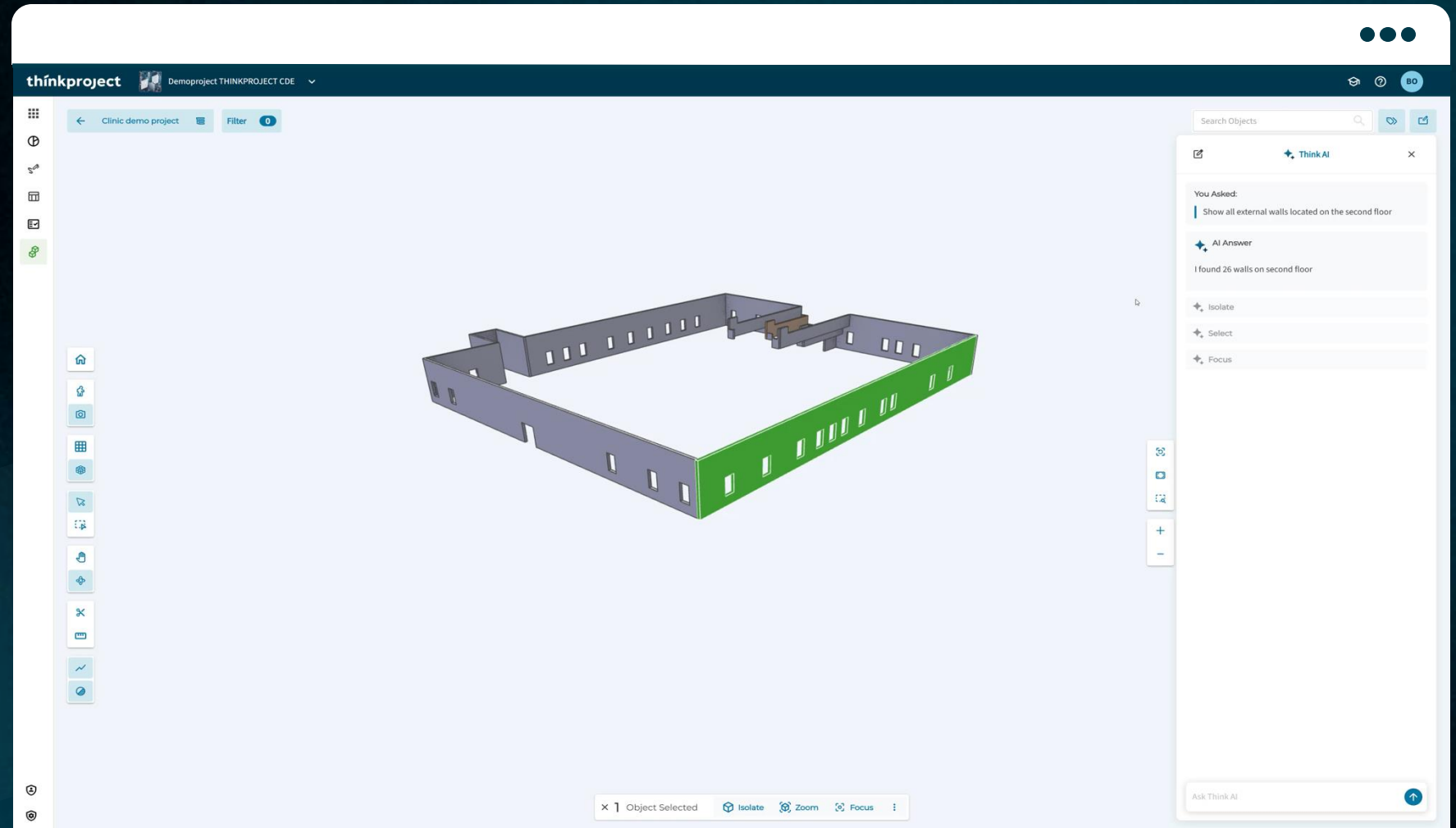
Find coordination issues before teams get on site



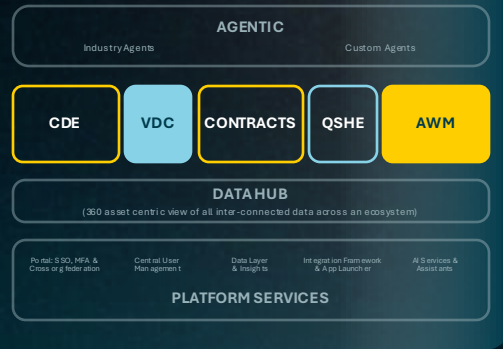
AI-enabled query and action manager within VDC Collaboration



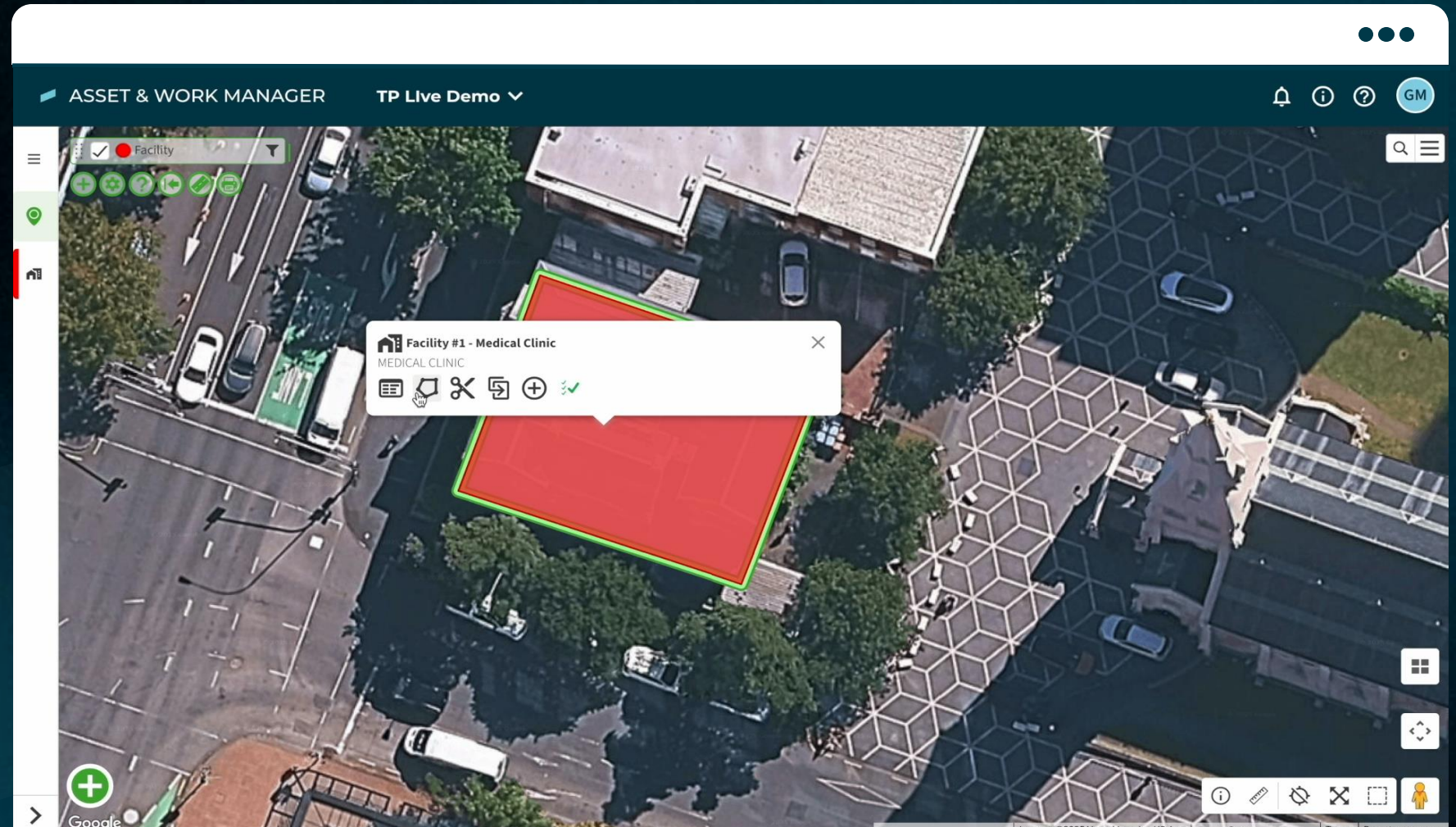
An information and
action assistant for
BIM Models



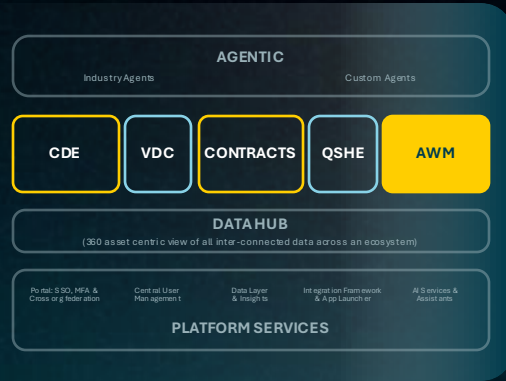
Connect BIM Objects in VDC Collaboration with Assets in AWM



A simplified way to navigate and access your digital asset register



Seamless and progressive data transfer from CDE to AWM



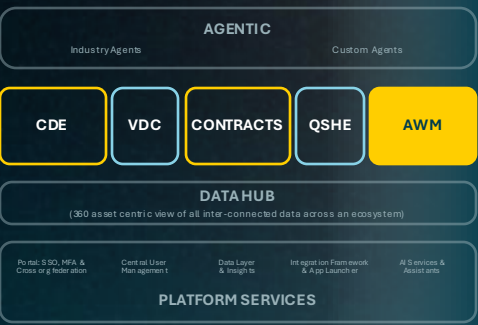
Handover a quality- assured,
operations-ready, digital
deliverable

The screenshot displays the 'ASSET & WORK MANAGER' interface. The top navigation bar includes 'TP Live Demo' and user controls. The left sidebar shows a menu with options: 'Menu', 'Map', 'Facility', 'UDT Manager', and 'AC Unit'. The 'AC Unit' option is selected and highlighted. The main content area shows a table titled 'AC Unit' with the following data:

	Asset ID	Manufacturer	Inspection Date	Inspection Condition	Inspection Status
<input type="checkbox"/>	6	Mitsubishi Electric	01/07/2025	Good	Inspection Overdue
<input type="checkbox"/>	7	Data Aire Inc.	01/10/2025	Excellent	Inspection OK
<input type="checkbox"/>	8	Mitsubishi Electric	01/09/2025	Good	Inspection OK
<input type="checkbox"/>	9	Mitsubishi Electric	01/05/2025	Average	Inspection Overdue
<input type="checkbox"/>	10	Mitsubishi Electric			

At the bottom of the interface, there is a 'Collapse' button on the left and pagination controls on the right showing 'Rows per page: 50' and '1-5 of 5'.

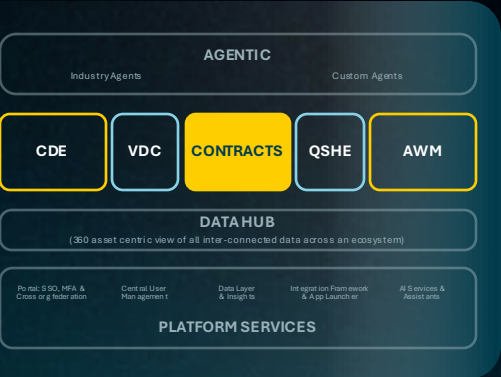
AI-powered linking to Digital Asset Register



Identifying objects on
P&ID diagrams

The screenshot displays the 'ASSET & WORK MANAGER' interface for 'RSL Glenn'. The main view shows 'Facility #4 - Thinkproject Small Wastewater Pump Station' with a 'Schematic Navigator' on the left and a 'P&ID Diagram' in the center. The diagram is titled 'PID_Diagram_-_Small_W...' and shows a complex piping system. A 'Wet Well Pumps' object is highlighted, and its details are shown in the right-hand panel. The details include the asset name 'Small Wastewater Pumping Station', the assembly 'VDC Assembly', and the P&ID file 'PID_Diagram_-_Small_Wastewater_Pumping_station (2).png'. The interface also features a 'Menu' on the left, a 'Map' view, and a 'Collapse' button at the bottom left.

CONTRACTS for regional adoption



Manage any form of Contract in any language

My Contracts

Columns Filters [Icons] Search...

	Type	Contract Name	Party	Status
☆	NEC3 ECS	NEC3 ECS Custom Events Example	Contractor	In Progress
☆	NEC4 ECC	NEC4 ECC Bridge Reconstruction Contract	Client	In Progress
☆	NZS3916	NEC4 ECC Office Building	Client	In Progress
☆	NZS3910	NZS3910:2023	Client	In Progress

Rows per page 25 1-4 of 4

Welcome back Bruce GordonP1

My Profile My Support Logout

Modules

Admin Panel

New Analytics

Thinkproject

Aggregated Internal Alerts

Product Information

New Features

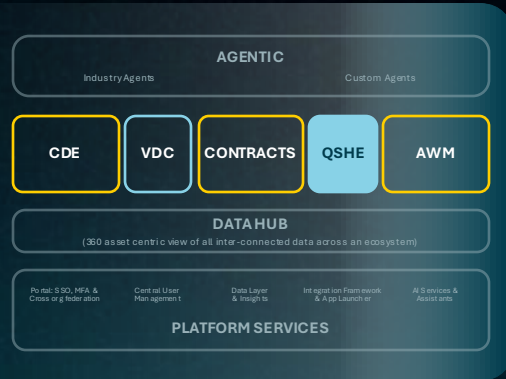
Product Ideas Portal & Roadmap

Message Board

There are no messages

© 2025 thinkproject UK Limited | Privacy & Security | Legal

New solution for QSHE and Field Management processes



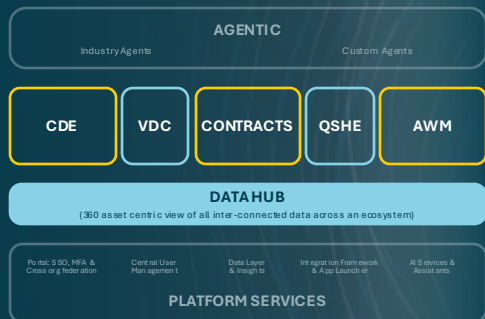
Our new dedicated
QSHE Field Management
solution

The image displays three overlapping screenshots of the QSHE Field Management solution interface.

- Top Screenshot (Tasks):** Shows a table of tasks with columns: Id, Aktion, Titel, Typ, Status, Priorität, Erstelldatum, and Location. The table lists several 'Issue KO' tasks, all with a status of 'In Progr...' and a priority of 'High'.
- Bottom Left Screenshot (Form):** A multi-step form for project and personnel management. It includes sections for:
 - 1. Project and personnel (with date and time fields)
 - 2. Work Briefing (with a text area for planned work)
 - 3. Risks in Work Area (with a text area for additional information)
 - 4. Work Force Sign-off (with a table for Name and Signature)
 - 5. Permits in place? (with checkboxes for POWRA, Hot Works, Permit to Load/Unload, Confined Space, and Designations if applicable)
 - 6. Briefing Sign-off
- Bottom Right Screenshot (Observations):** A mobile app interface showing a list of observations. Each entry includes a photo, a status 'In planning', a process number (e.g., Process #1), a description 'There is a medium pipe leak, probably due to.', and location details 'Building A, Floor 2, Room 3'.

Distributed data challenge

Where is the source of truth?



Hydro-electric Turbine
KEY ASSET

P6
ORACLE

Schedule Mgt.

iTWO

Financial Mgt.

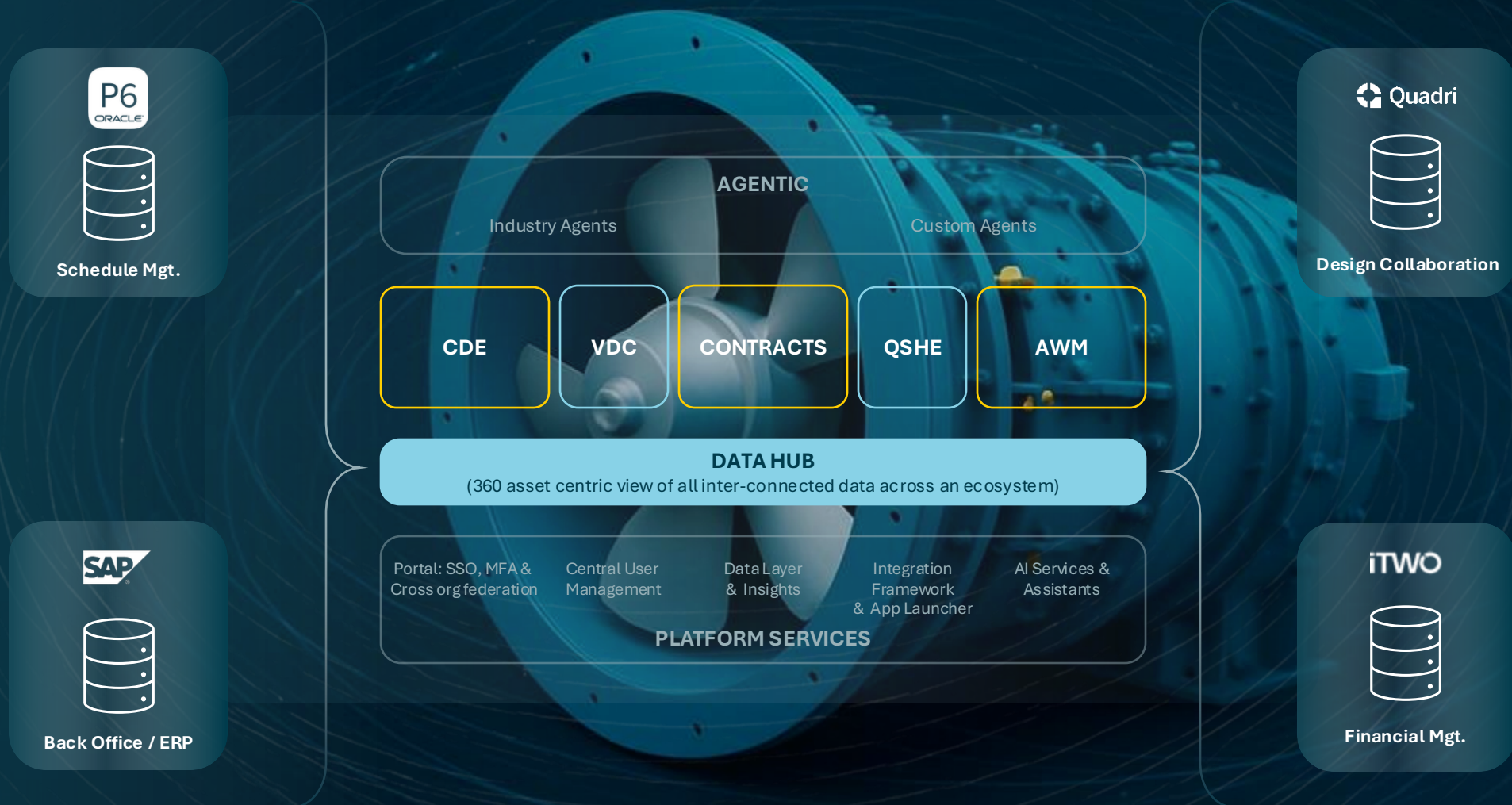
Quadri

Design Collaboration

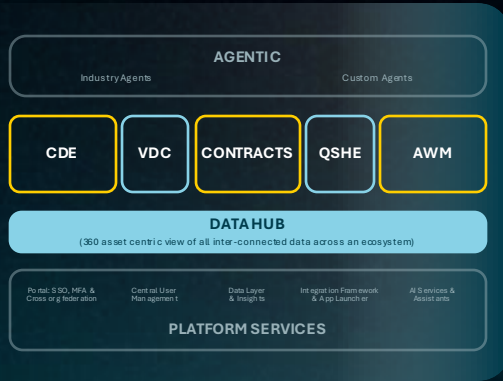
SAP

Back Office / ERP

DATA HUB – a single application connecting all sources of truth



DATA HUB – a single application connecting all sources of truth



Single point of entry
for integrations of
external systems

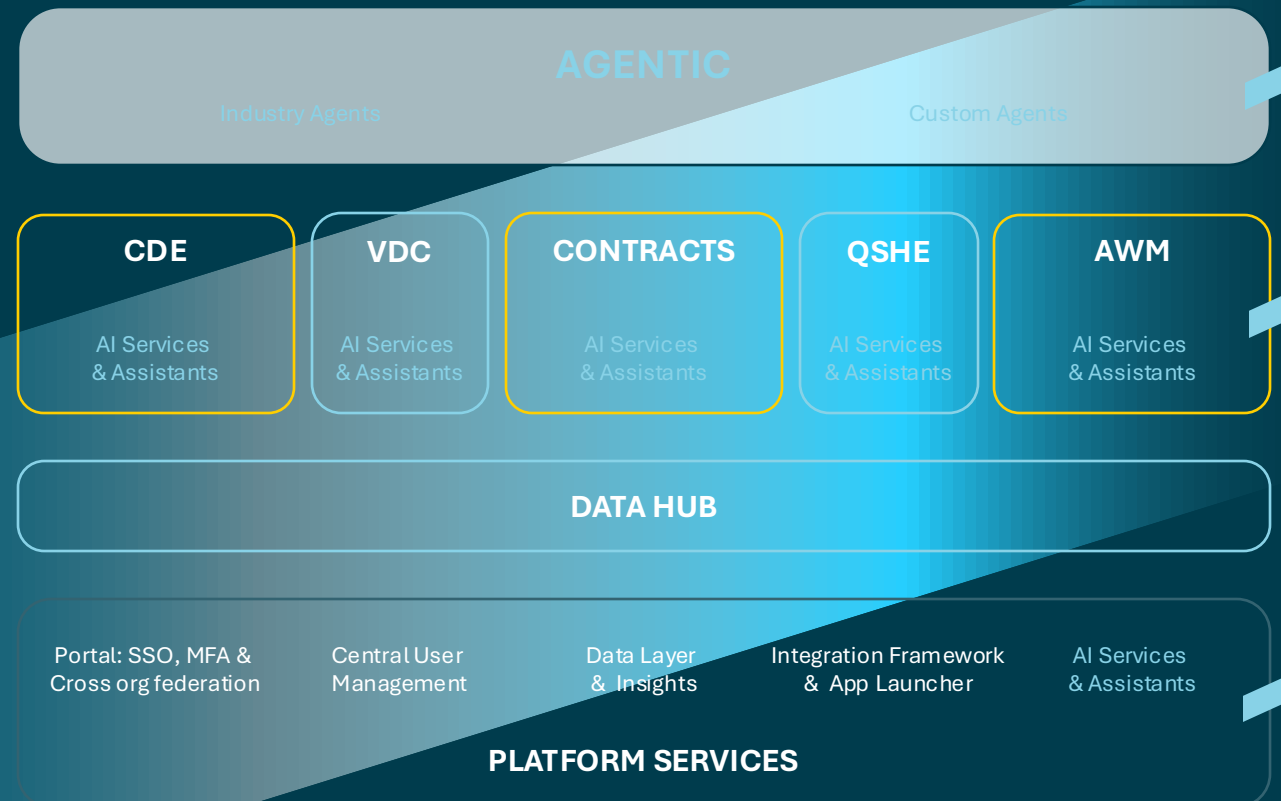
The screenshot shows the thinkproject login page. The header features the 'thinkproject' logo. The main heading is 'Login', with a cursor icon pointing to it. Below the heading is the instruction 'Enter your email address.' and a text input field labeled 'Email address *' with a red eye icon for password visibility. A link 'Resend Welcome Email?' is positioned below the input field. A 'Next' button is located at the bottom of the form. The footer includes a 'Help' link and a language selector 'EN' with a dropdown arrow. The right side of the page features a large banner with the text 'Announcing: AI for the Built Environment' and a description: 'Thinkproject AI brings intelligent assistants, services, and agents into our platform – unlocking unprecedented gains in productivity and efficiency across asset building and operations.' A yellow button labeled 'Watch AI announcement' is also present. The banner background shows silhouettes of people in a modern building.

Thinkproject AI: New AI Capabilities within the platform

New: AI features on the platform layer, the application layer and an additional Agentic AI layer – available from end of Q4/2025

Thinkproject Platform

Built Asset Lifecycle Platform

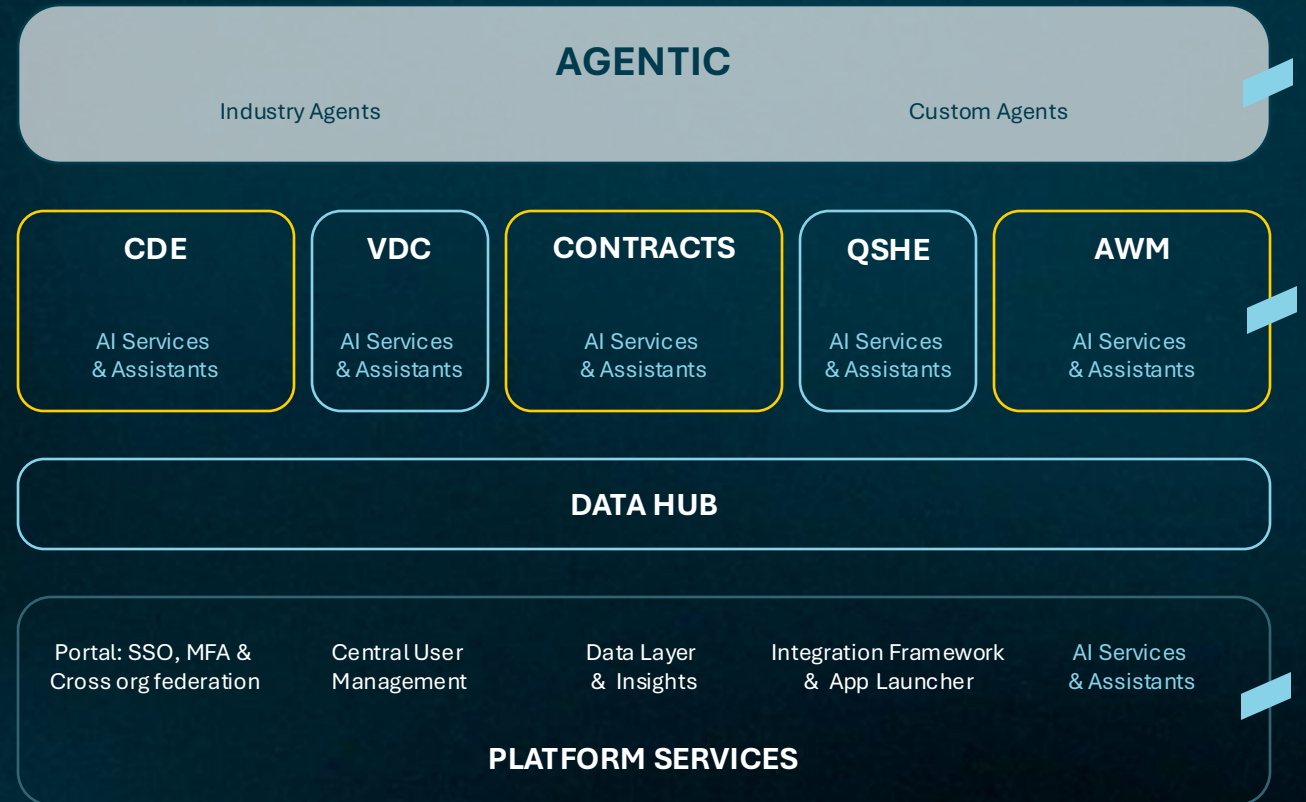


Thinkproject AI

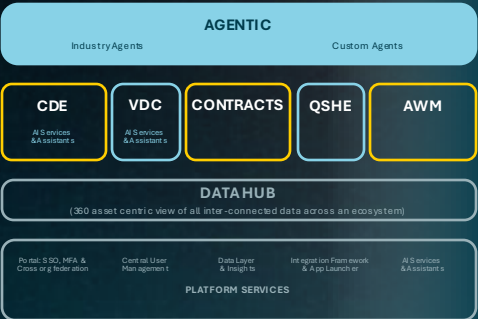
1. Thinkproject Platform-wide AI Services and Assistants
2. Thinkproject AI Services and Assistants for our applications on the platform
3. Thinkproject AGENTIC

Thinkproject AI: New AI-Capabilities within the platform

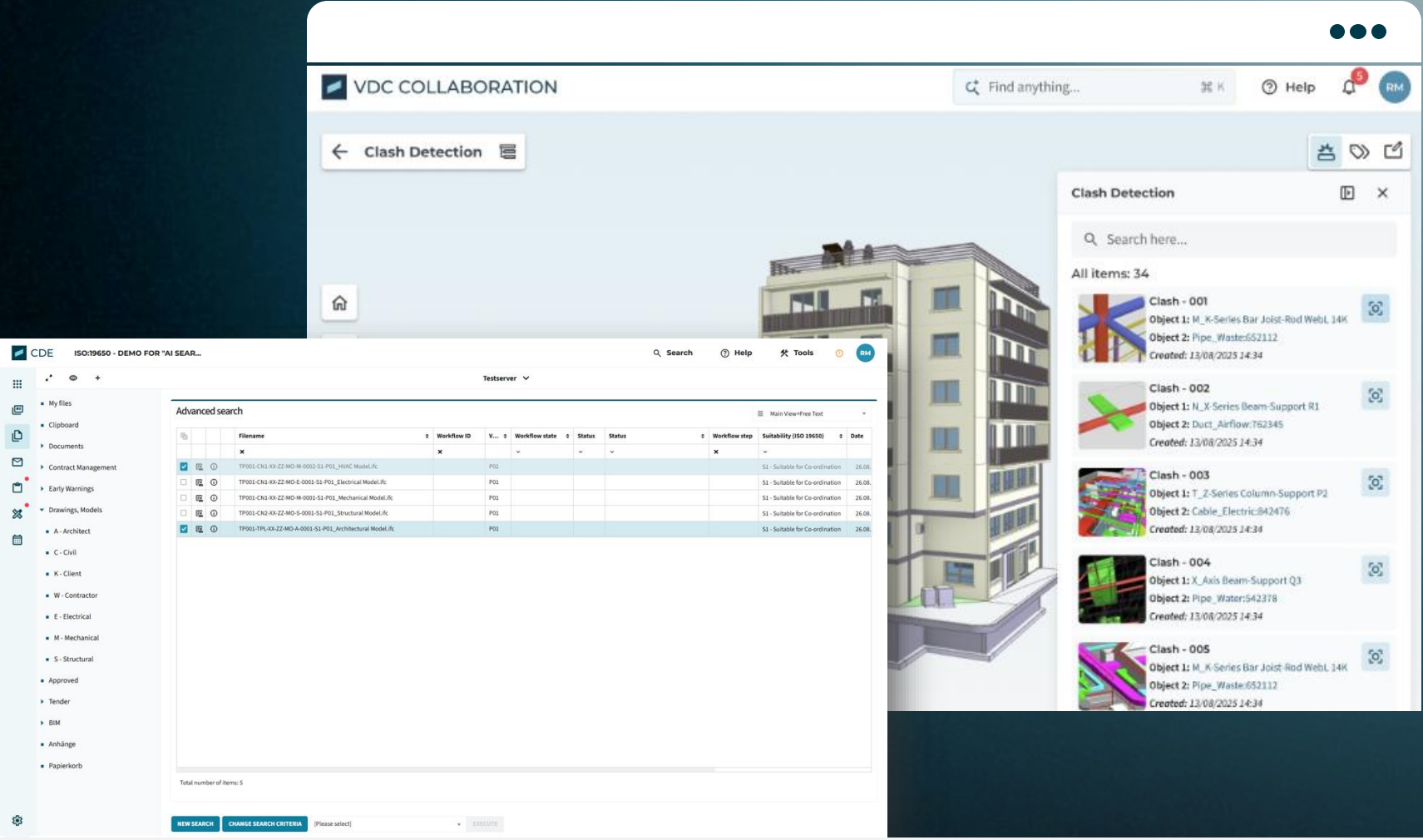
Agents come out of the box or are deployed for custom use cases for large customers.



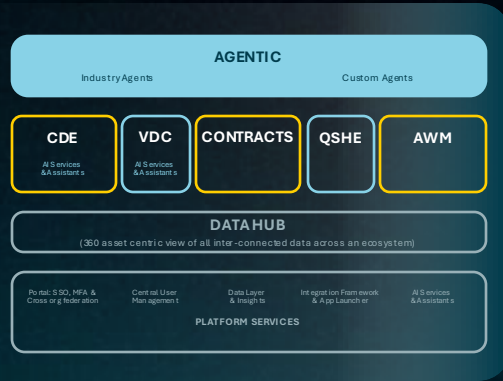
Industry Agents



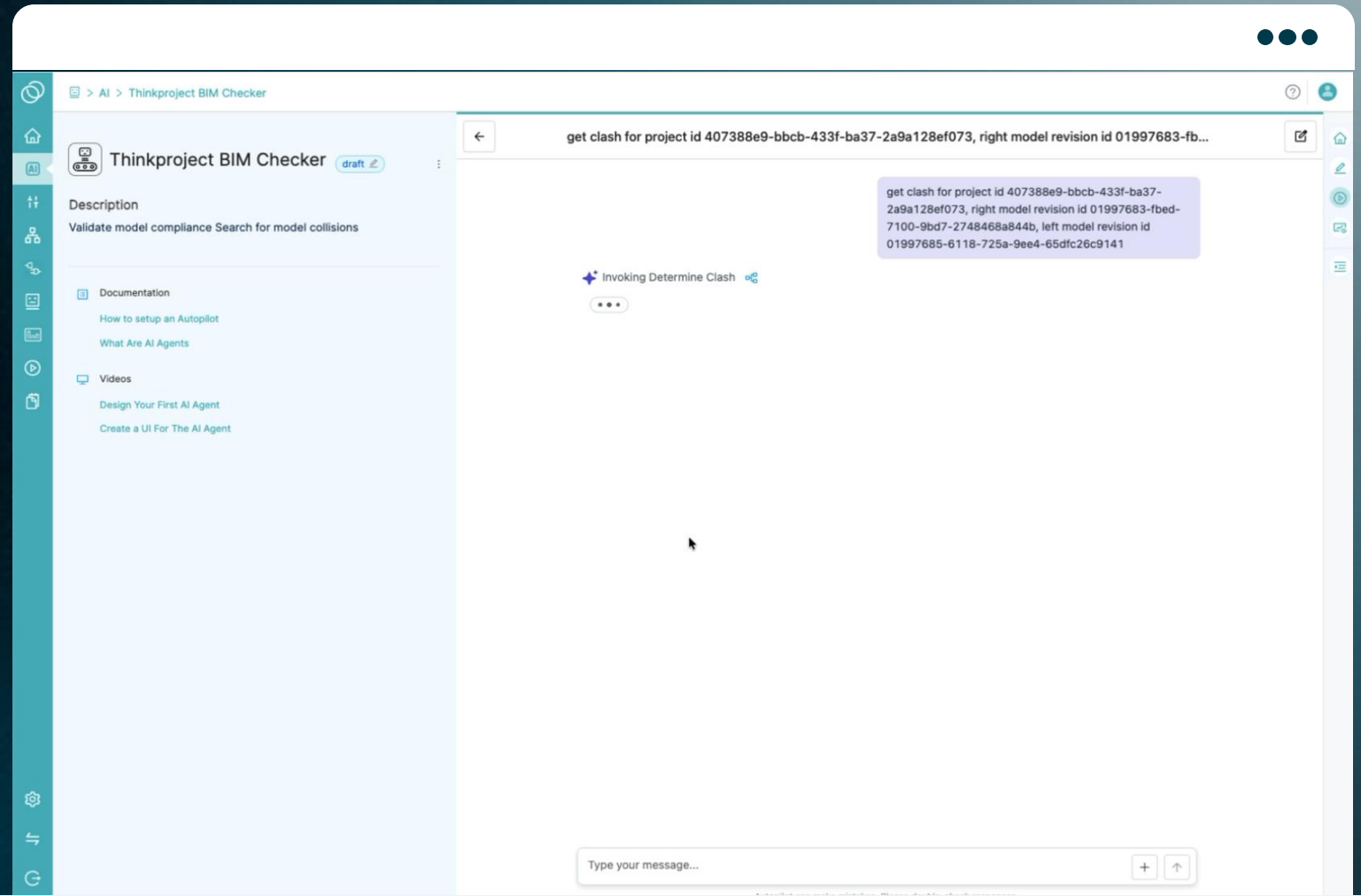
Industry-specific agents for a large variety of standard use cases cross-industries



Custom-tailored AI Agents



Custom use cases
for large customers.





Thinkproject IQ

the new AI innovation service



A new innovation service for large Enterprises



A team of AI experts working with you to identify high value, bespoke use cases for AI agents



Rapid design and deployment of custom AI agents in the Thinkproject AGENTIC layer of the platform



Thinkproject is the best option to start your transition into an AI-powered future

Take the first steps now



Choose any module to start your journey:

With Asset Work Manager synching asset data with field work to maximise uptime during operations

With a Common Data Environment uniting all files, models, and workflows in one workspace

With Contracts to take full control of your contracts, related events and workflows

Make your digitalisation plans future proof

Lead with a bold vision

Start now

Switch your current solution on to the platform

Explore and activate other solutions available to you

Assess all your business functions for a rapid update

**Sign Up for
AI Updates**



thinkproject